

# NEW for 2018



ATO® Fuses

Smart Glow

ATO® Inline Fuse Holder

OEM Emergency Fuses

Plug-In Relays
















Fuse Puller












**Flaming River is now an authorized distributor for Littelfuse products!**

We now carry a variety of Littelfuse emergency fuse kits that cover OEMs such as Ford, GM, and Chrysler, as well as diagnostic kits that can be used to test and replace fuses on the go.

Adding a fuse to a circuit? Grab an inline fuse holder for quick and convenient installation.

See Our Website: <http://www.flamingriver.com/index.php/products/Littelfuse>

	<b>FR80000</b>	<b>ATO® Emergency Fuse Kit</b> 1 each: ATO® fuses 5A, 10A, 15A, 20A, 25A, 30A 1, ATO® Fuse Puller	
	<b>FR80001</b>	<b>ATO® Emergency Diagnostic Kit</b> 1 each: ATO® fuses 5A, 10A, 15A, 20A, 25A, 30A 1, ATO® Fuse Tester/Puller	
	<b>FR80002</b>	<b>MINI® Emergency Fuse Kit</b> 1 each: MINI® fuses 3A, 5A, 7.5A, 10A, 15A, 20A, 25A, 30A 1, MINI® Fuse Puller	
	<b>FR80003</b>	<b>MINI® Emergency Diagnostic Kit</b> 1 each: MINI® fuses 3A, 4A, 7.5A, 10A, 15A, 20A, 25A, 30A 1, ATO®/MINI® Fuse Tester/Puller	
	<b>FR80004</b>	<b>ATO®/Mini Emergency Diagnostic Kit</b> 1 each: ATO® fuses 5A, 10A, 15A, 20A, 25A, 30A 1 each: MINI® fuses 3A, 5A, 7.5A, 10A, 15A, 20A, 25A, 30A 1, Fuse Puller	
	<b>FR80005</b>	<b>GM OEM Emergency Fuse Kit</b> 1 each: MINI® fuses 7.5A, 25A, 30A 2 each: MINI® fuses 20A 3 each: MINI® fuses 10A, 15A 1 each: Low Profile MINI® fuses 10A, 15A 1 each: JCASE® fuses 20A, 30A, 40A, 50A 1 each: Low Profile JCASE® fuses 30A, 40A	
	<b>FR80006</b>	<b>FORD OEM Emergency Fuse Kit</b> 1 each: MINI® fuses 7.5A, 25A, 30A 2 each: MINI® fuses 20A 3 each: MINI® fuses 10A, 15A 1 each: Low Profile MINI® fuses 10A, 15A 1 each: JCASE® fuses 20A, 30A, 40A, 50A 1 each: Low Profile JCASE® fuses 30A, 40A	
	<b>FR80007</b>	<b>Chrysler/Dodge/Jeep Emergency Fuse Kit</b> 1 each: MINI® fuses 7.5A, 25A, 30A 2 each: MINI® fuses 20A 3 each: MINI® fuses 10A, 15A 1 each: JCASE® fuses 20A, 30A, 40A, 50A	
	<b>FR80008</b>	<b>ATO® Inline Fuse Holder, 16AWG Wire, 20A Max</b> ATO® inline fuse holder, Includes 16AWG wire and supports a max amperage of 20A	
	<b>FR80009</b>	<b>ATO® Inline Fuse Holder, 12AWG Wire, 30A Max</b> ATO® inline fuse holder. Includes 12AWG wire, and supports a max amperage of 30A	
	<b>FR80010</b>	<b>ATO® Inline Fuse Holder, 12AWG Wire, with 30A Fuse</b> ATO® inline fuse holder. Includes one 30A fuse, 12AWG wire, and supports a max amperage of 30A	
	<b>FR80011</b>	<b>Sealed ATO® Inline Fuse Holder, 12AWG Wire, 30A Max</b> ATO® inline fuse holder with a sealed cap that protects the fuse connection. Includes 12AWG wire and supports a max amperage of 30A	
	<b>FR80012</b>	<b>12V/40A Plug-in Relay with Mounting Bracket</b> 40A relay for use in 12V systems. Comes with snap-in mounting bracket.	
	<b>FR80013</b>	<b>ATO®/MINI® Fuse Puller with Tester</b> For ATO® and MINI® fuses with a 1.5V fuse tester	
	<b>FR80015</b>	<b>MICRO2™, MICRO3™ Fuse Puller</b> For MICRO2™ and MICRO3™ fuses	
	<b>FR80016</b>	<b>MAXI Fuse Puller</b> For MAXI blade fuses	

	<b>FR80017 ATO®/MINI® Fuse Puller (White)</b> For ATO® and MINI® fuses	
	<b>FR80018 RedBox™ Low Profile Mini Fuses</b> 5 each: Low Profile MINI® fuses 5A, 20A, 25A 10 each: Low Profile MINI® fuses 7.5A, 10A, 15A, 30A 1, ATO®/MINI® Fuse Puller (White)	
	<b>FR80019 RedBox™ JCASE® Fuses</b> 2 each: JCASE® 32V fuses 20A, 30A, 40A, 50A, 60A 1, JCASE® Fuse Puller	
	<b>FR80020 RedBox™ MINI®/ATO®/MAXI Fuses</b> 10 each: ATO® fuses 5A, 7.5A, 40A 25 each: ATO® fuses 10A, 15A, 20A, 25A, 30A 10 each: MINI® fuses 5A, 7.5A, 25A, 30A 20 each: MINI® fuses 10A, 15A, 20A	
	<b>FR80021 RedBox™ MICRO2™, MICRO3™, Low Profile JCASE®, MCase® Fuses</b> 10 each: MICRO2™ fuses 5A, 7.5A, 10A, 15A, 20A, 25A 10 each: MICRO3™ fuses 5A, 7.5A, 10A 10 each: MCASE® fuses 20A, 25A, 30A, 40A 10 each: Low Profile JCASE® 20A, 25A, 30A, 40A, 50A, 60A	
	<b>FR80022 Anti-theft Battery Master Switch, Detachable</b> Detachable version features a special disconnect that allows the battery to be easily isolated. Perfect for seasonal vehicle storage and anti-theft protection. One of the lowest cost anti-theft devices on the market. Simple turn of the knob disconnects the battery. Fits all standard top mount post batteries. Works on 12V-24V systems up to 135A	
	<b>FR80023 Anti-theft Battery Master Switch, Fused</b> Fused version maintains current to all electrical circuits such as the alarm, on-board computer, central locking system, and radio memory presets. One of the lowest cost anti-theft devices on the market. Simple turn of the knob disconnects the battery. Fits all standard top mount post batteries. Works on 12V-24V systems up to 135A	
	<b>FR80024 ATO® Fuse Super Value Pack, 40 pcs</b> 5 each: ATO® 32V fuses 3A, 5A, 7.5A, 10A, 15A, 20A, 25A, 30A 1, Fuse Tester/Puller	
	<b>FR80025 ATO® Smart Glow Fuse Super Value Pack, 42 pcs</b> 7 each: ATO® Smart Glow 32V fuses 5A, 10A, 15A, 20A, 25A, 30A	
	<b>FR80026 MINI® Fuse Super Value Pack, 40 pcs</b> 5 each: MINI® 32V fuses 3A, 5A, 7.5A, 10A, 15A, 20A, 25A, 30A 1 Fuse Tester/Puller	
	<b>FR80027 MINI® Smart Glow Fuse Super Value Pack, 36 pcs</b> 6 each: MINI® Smart Glow 32V fuses 5A, 10A, 15A, 20A, 25A, 30A	
	<b>FR80028 MINI®/ATO®/MAXI Fuse Super Value Pack, 21 pcs</b> 1 each: ATO® fuses 3A, 5A, 7.5A, 10A, 15A, 20A, 25A, 30A 1 each: MINI® fuses 3A, 5A, 7.5A, 10A, 15A, 20A, 25A, 30A 1 each: MAXI fuses 20A, 30A, 40A, 50A, 60A	
	<b>FR80029 MINI®/JCASE® Fuse Super Value Pack, 29 pcs</b> 5 each: MINI® fuses 10A, 15A, 20A, 25A, 30A 1 each: JCASE® fuses 20A, 30A, 40A, 50A	
	<b>FR80030 MICRO2™, MICRO3™ &amp; MCase® Fuse Super Value Pack, 60 pcs</b> 5 each: MICRO2™ fuses 5A, 7.5A, 10A, 15A, 20A, 25A, 30A 5 each: MICRO3™ fuses 5A, 7.5A, 10A, 15A 1 each: MCASE® fuses 15A, 20A, 25A, 30A, 40A 1, MICRO2™/MICRO3™ Fuse Puller 1, MCASE® Fuse Puller	

# New Push-Button Options

## Illuminated Rocker Switches



Characteristics	Specifications
LED Color	Blue FR1304 Red FR1303
Max Voltage	12VDC
Max Current	20 Amps
Termination Style	0.250 in. Blade
Mount Type	Snap-In, 0.5 in. x 1.00 in. Rectangle
Switch Type	Rocker (ON/OFF), SPST

## Illuminated Push-Button Switches



Characteristics	Specifications
LED Color	Green FR1305
Max Voltage	50VDC, 125VAC
Max Current	125 milliamps
IP Rating	IP65
Termination Style	Solder Lugs
Mount Type	Panel, 0.535 in. Diameter w/ 0.508 in. to Flat
Switch Type	Momentary On, SPST
Contact Plating	Gold

## Stainless Steel Push-Button Switches



Characteristics	Specifications
Button Styles	Dome FR1300 Flat FR1301 Raised Flat FR1302
Max Voltage	48VDC
Max Current	2 Amps
IP Rating	IP65
Termination Style	Screw Terminals
Mount Type	Panel, 19mm Diameter Cutout
Switch Type	Momentary On, SPST
Contact Plating	Silver